

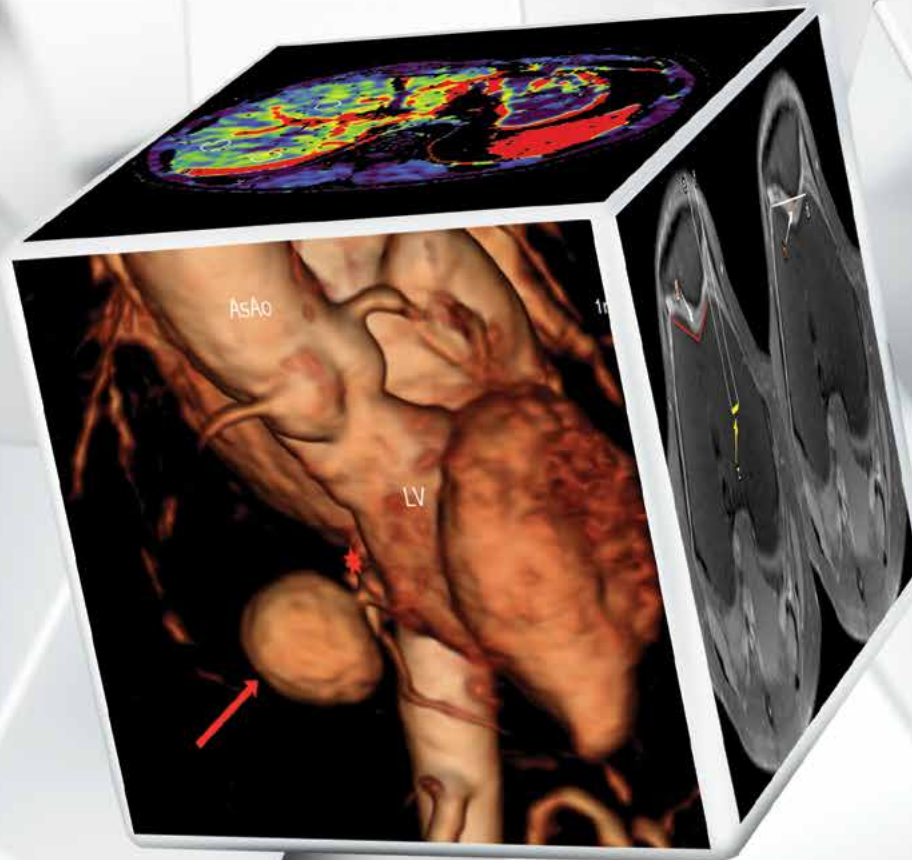
*Indexed in
PubMed and
Web of Science*



*New Thinking
New Possibilities*

The Eurasian Journal of Medicine

Official Journal of Atatürk University School of Medicine



ISSN 1308-8734 • EISSN 1308-8742

Volume: 50 Issue: 1 February 2018

EURASIANJMED

www.eajm.org





The Eurasian Journal of Medicine

Official Journal of Atatürk University School of Medicine

Owner
Akin Levent, MD
Erzurum, Turkey (Dean)

Editor in Chief
Mecit Kantarcı, MD, PhD
Erzurum, Turkey

Editors (Internal Medicine)

Fuat Gündoğdu, MD, Turkey
Zülal Özkurt, MD, Turkey
Meltem Alkan Melikoğlu, MD, Turkey
Zerrin Orbak, MD, Turkey

Editors (Surgery Sciences)

İlknur Akyol Salman, MD, Turkey
İlker İnce, MD, Turkey
Müfide Nuran Akçay, MD, Turkey

Editors (Basic Sciences)

Elif Çadircı, PhD, Turkey
Mustafa Gül, MD, Turkey

Biostatistical Consultant

Recep Sade, MD, Turkey

Production Coordinators

M. Erdem Sağsöz, PhD, Turkey

Secretary

Erdal Doğan, Turkey

International Advisory Board

Yılmaz Aksoy, Turkey
Bülent Aktan, Turkey
Fatih Albayrak, Turkey
H. Ahmet Alici, Turkey
Orhan Ateş, Turkey
M. Dumlu Aydın, Turkey
Gamal Badr, Egypt, Turkey
Necip Becit, Turkey
Habib Bilen, Turkey
Mehmet Bilici, Turkey
Bünyamin Börekçi, Turkey
Sara Bright, UK
Naci Ceviz, Turkey
Mürteza Çakır, Turkey
Çağatay Çalikoğlu, Turkey
E. Okşan Çalikoğlu, Turkey
Mine Çelik, Turkey
Abdurrahim Çolak, Turkey
Elif Demirci, Turkey
Nazım Doğan, Turkey
Hakan Döneray, Turkey
Hakan Dursun, Turkey

Onur Burak Dursun, Turkey
Sukru Emre, USA
Burak Erdemci, Turkey
Suat Eren, Turkey
Naci Ezirmik, Turkey
Serge Gauthier, Canada
Harry K. Genant, USA
Alin Lucian Girnita, USA
Ahmet Hacımüftüoğlu, Turkey
Ted Hadfield, USA
Zekai Halıcı, Turkey
Metin İngeç, Turkey
Samet Kapakin, Turkey
M. Sait Keleş, Turkey
Sadullah Keleş, Turkey
İlhami Kiki, Turkey
Sami Gokhan Kilic, USA
Sunjoo Kim, Republic of Korea
İsmail Malkoç, Turkey
Mehmet Melikoğlu, Turkey
Hani Mowafi, USA
Hayri Oğul, Turkey

Aytekin Oto, USA
Kemalettin Özden, Turkey
Zülal Özkurt, Turkey
Stephen P. Pivoski, USA
Bedii Salman, Turkey
Sureyya Savasan, USA
Luca Semerano, France
Orhan Sezen, Turkey
Jeong Hwan Shin, Korea
Mustafa Talip Şener, Turkey
Sare Şipal, Turkey
Önder Tan, Turkey
Hakan Taş, Turkey
Peter M. Tiidus, Canada
Abdulmaged M. Trais, USA
Nihal Tumer, USA
Elif Yılmaz Uçar, Turkey
Sebnem Unlu, USA
Hakan Uslu, Turkey
Hamidullah Uyanık, Turkey
Ömer Selim Yıldırım, Turkey

Past Editors

İbrahim AYKAÇ, MD (1968-1969)
M. Rahmi DİRİCAN, MD (1970-1971)
İbrahim AYKAÇ, MD (1971-1972)
Tevfik Aslan AKSU, MD (1972-1973)
Kamil TANYERİ, MD (1974-1976)

Gözen GÜREL, MD (1977-1979)
Aydoğan ALBAYRAK, MD (1980-1986)
Mete BABACAN, MD (1987-1994)
Mehmet GÜNDOĞDU, MD (1995-1997)
Hakan Hadi KADIOĞLU, MD (1998-2007)

Sabri Selçuk ATAMANALP, MD (2008-2012)
İsa ÖZBEY, MD (2012-2013)
Sabri Selçuk ATAMANALP, MD (2013-2016)
Mecit KANTARCI, MD (2016- ...)

Owner on behalf of the Atatürk University School of Medicine / Atatürk Üniversitesi Tıp Fakültesi adına sahibi ve Sorumlu Müdür: Akin Levent, MD (Dean) • Yayın türü / Publication Type: Yerel süreli / Three times a year • Basım yeri / Printed at: Matsis Matbaa Hizmetleri San. ve Tic. Ltd. Şti. Tevfikbey Mah. Dr. Ali Demir Cad. No: 51 Sefaköy, İstanbul, Turkey (+902126242111) • Basım tarihi / Printing Date: February 2018/Şubat 2018



Publisher
İbrahim KARA
Publication Director
Ali ŞAHİN
Deputy Publication Director
Gökhan ÇİMEN
Publication Coordinators
Betül ÇİMEN
Zeynep YAKIŞIRER
Gizem KAYAN

Melike Buse ŞENAY
Özlem ÇAKMAK
Ceren ALGİN
Okan AYDOĞAN
Project Asistants
Aylin ATALAY
Cansu ERDOĞAN
Büşra PARMAKSIZ
Ecenur ASLIM

Graphics Department
Ünal ÖZER
Neslihan YAMAN
Deniz DURAN

Contact:
Address: Büyükdere Cad. 105/9 34394
Mecidiyeköy, Şişli, İstanbul, TURKEY
Phone: +90 212 217 17 00
Fax: +90 212 217 22 92
E-mail: info@avesyayincilik.com



The Eurasian Journal of Medicine

Official Journal of Atatürk University School of Medicine

Aims and Scope

Eurasian Journal of Medicine (Eurasian J Med), is the official journal of Atatürk University School of Medicine. The journal is a peer-reviewed, nonprofit scientific periodical. Three English-language issues have been published each year on February, June and October.

The aim of the Eurasian Journal of Medicine is to publish original research papers of the highest scientific and clinical value in all medical fields. The Eurasian J Med also includes reviews, case reports, editorial short notes, images of interest and letters to the editor that are related to recently published articles.

The journal's target audience includes researchers, physicians and healthcare professionals who are interested or working in in all medical disciplines.

The editorial and publication processes of the journal are shaped in accordance with the guidelines of the International Committee of Medical Journal Editors (ICMJE), World Association of Medical Editors (WAME), Council of Science Editors (CSE), Committee on Publication Ethics (COPE), European Association of Science Editors (EASE), and National Information Standards Organization (NISO). The journal is in conformity with the Principles of Transparency and Best Practice in Scholarly Publishing (doaj.org/bestpractice).

Eurasian Journal of Medicine is indexed in PubMed Central, Web of Science-Emerging Sources Citation Index, TUBITAK ULAKBIM TR Index, Scopus, EMCare, DOAJ, HINARI, EBSCO, CINAHL, Index Copernicus, GALE, ProQuest and Turkiye Citation Index.

Processing and publication are free of charge with the journal. No fees are requested from the authors at any point throughout the evaluation and publication process. All manuscripts must be submitted via the online submission system, which is available at www.eajm.org. The journal guidelines, technical information, and the required forms are available on the journal's web page.

All expenses of the journal are covered by the Atatürk University School of Medicine. Potential advertisers should contact the Editorial Office. Advertisement images are published only upon the Editor-in-Chief's approval.

Statements or opinions expressed in the manuscripts published in the journal reflect the views of the author(s) and not the opinions of the Atatürk University School of Medicine, editors, editorial board, and/or publisher; the editors, editorial board, and publisher disclaim any responsibility or liability for such materials.

All published content is available online, free of charge at www.eajm.org. Printed copies of the journal are distributed to the members of the Atatürk University School of Medicine, free of charge.

Atatürk University School of Medicine holds the international copyright of all the content published in the journal.

The journal is printed on an acid-free paper.



Editor in Chief: Prof. Mecit Kantarcı

Address: Ataturk University School of Medicine, 25240, Erzurum, Turkey

Phone: +90 442 236 09 88

Fax: +90 442 236 09 68

E-mail: eajm@atauni.edu.tr

Publisher: AVES

Address: Büyükdere Avenue, 105/9 34394 Mecidiyeköy, Şişli, İstanbul, Turkey

Phone: +90 212 217 17 00

Fax: +90 212 217 22 92

E-mail: info@avesyayincilik.com

Web page: www.avesyayincilik.com



The Eurasian Journal of Medicine

Official Journal of Atatürk University School of Medicine

Instructions for Authors

Eurasian Journal of Medicine (Eurasian J Med), is the official journal of Atatürk University School of Medicine. The journal is a peer-reviewed, nonprofit scientific periodical. Three English-language issues have been published each year on February, June and October.

Eurasian Journal of Medicine is indexed in PubMed Central, Web of Science-Emerging Sources Citation Index, TUBITAK ULAKBIM TR Index, Scopus, EMCare, DOAJ, HINARI, EBSCO, CINAHL, Index Copernicus, GALE, ProQuest and Turkiye Citation Index.

The aim of the Eurasian J Med is to publish original research papers of the highest scientific and clinical value in all medical fields. The Eurasian J Med also includes reviews, case reports, editorial short notes, images of interest and letters to the editor that are related to recently published articles.

The journal's target audience includes researchers, physicians and healthcare professionals who are interested or working in in all medical disciplines.

The editorial and publication processes of the journal are shaped in accordance with the guidelines of the International Council of Medical Journal Editors (ICMJE), the World Association of Medical Editors (WAME), the Council of Science Editors (CSE), the Committee on Publication Ethics (COPE), the European Association of Science Editors (EASE), and National Information Standards Organization (NISO). The journal conforms to the Principles of Transparency and Best Practice in Scholarly Publishing (doaj.org/bestpractice).

Originality, high scientific quality, and citation potential are the most important criteria for a manuscript to be accepted for publication. Manuscripts submitted for evaluation should not have been previously presented or already published in an electronic or printed medium. The journal should be informed of manuscripts that have been submitted to another journal for evaluation and rejected for publication. The submission of previous reviewer reports will expedite the evaluation process. Manuscripts that have been presented in a meeting should be submitted with detailed information on the organization, including the name, date, and location of the organization.

Manuscripts submitted to the Eurasian Journal of Medicine will go through a double-blind peer-review process. Each submission will be reviewed by at least two external, independent peer reviewers who are experts in their fields in order to ensure an unbiased evaluation process. The editorial board will invite an external and independent editor to manage the evaluation processes of manuscripts submitted by editors or by the editorial board members of the journal. The

Editor in Chief is the final authority in the decision-making process for all submissions.

An approval of research protocols by the Ethics Committee in accordance with international agreements (World Medical Association Declaration of Helsinki "Ethical Principles for Medical Research Involving Human Subjects," amended in October 2013, www.wma.net) is required for experimental, clinical, and drug studies and for some case reports. If required, ethics committee reports or an equivalent official document will be requested from the authors. For manuscripts concerning experimental research on humans, a statement should be included that shows that written informed consent of patients and volunteers was obtained following a detailed explanation of the procedures that they may undergo. For studies carried out on animals, the measures taken to prevent pain and suffering of the animals should be stated clearly. Information on patient consent, the name of the ethics committee, and the ethics committee approval number should also be stated in the Materials and Methods section of the manuscript. It is the authors' responsibility to carefully protect the patients' anonymity. For photographs that may reveal the identity of the patients, releases signed by the patient or their legal representative should be enclosed.

All submissions are screened by a similarity detection software (iThenticate by CrossCheck).

In the event of alleged or suspected research misconduct, e.g., plagiarism, citation manipulation, and data falsification/fabrication, the Editorial Board will follow and act in accordance with COPE guidelines.

Each individual listed as an author should fulfill the authorship criteria recommended by the International Committee of Medical Journal Editors

(ICMJE - www.icmje.org). The ICMJE recommends that authorship be based on the following 4 criteria:

1. Substantial contributions to the conception or design of the work; or the acquisition, analysis, or interpretation of data for the work; AND
2. Drafting the work or revising it critically for important intellectual content; AND
3. Final approval of the version to be published; AND
4. Agreement to be accountable for all aspects of the work in ensuring that questions related to the accuracy or integrity of any part of the work are appropriately investigated and resolved.

In addition to being accountable for the parts of the work he/she has done, an author should be able to identify which co-authors are respon-



The Eurasian Journal of Medicine

Official Journal of Atatürk University School of Medicine

sible for specific other parts of the work. In addition, authors should have confidence in the integrity of the contributions of their co-authors.

All those designated as authors should meet all four criteria for authorship, and all who meet the four criteria should be identified as authors. Those who do not meet all four criteria should be acknowledged in the title page of the manuscript.

Eurasian Journal of Medicine requires corresponding authors to submit a signed and scanned version of the authorship contribution form (available for download through www.eajm.org) during the initial submission process in order to act appropriately on authorship rights and to prevent ghost or honorary authorship. If the editorial board suspects a case of "gift authorship," the submission will be rejected without further review. As part of the submission of the manuscript, the corresponding author should also send a short statement declaring that he/she accepts to undertake all the responsibility for authorship during the submission and review stages of the manuscript.

Eurasian Journal of Medicine requires and encourages the authors and the individuals involved in the evaluation process of submitted manuscripts to disclose any existing or potential conflicts of interests, including financial, consultant, and institutional, that might lead to potential bias or a conflict of interest. Any financial grants or other support received for a submitted study from individuals or institutions should be disclosed to the Editorial Board. To disclose a potential conflict of interest, the ICMJE Potential Conflict of Interest Disclosure Form should be filled in and submitted by all contributing authors. Cases of a potential conflict of interest of the editors, authors, or reviewers are resolved by the journal's Editorial Board within the scope of COPE and ICMJE guidelines.

The Editorial Board of the journal handles all appeal and complaint cases within the scope of COPE guidelines. In such cases, authors should get in direct contact with the editorial office regarding their appeals and complaints. When needed, an ombudsperson may be assigned to resolve cases that cannot be resolved internally. The Editor in Chief is the final authority in the decision-making process for all appeals and complaints.

When submitting a manuscript to the Eurasian Journal of Medicine, authors accept to assign the copyright of their manuscript to Atatürk University School of Medicine. If rejected for publication, the copyright of the manuscript will be assigned back to the authors. Eurasian Journal of Medicine requires each submission to be accompanied by a Copyright Transfer Form (available for download at www.eajm.org). When using previously published content, including figures, tables, or any other

material in both print and electronic formats, authors must obtain permission from the copyright holder. Legal, financial and criminal liabilities in this regard belong to the author(s).

Statements or opinions expressed in the manuscripts published in Eurasian Journal of Medicine reflect the views of the author(s) and not the opinions of the editors, the editorial board, or the publisher; the editors, the editorial board, and the publisher disclaim any responsibility or liability for such materials. The final responsibility in regard to the published content rests with the authors.

MANUSCRIPT PREPARATION

The manuscripts should be prepared in accordance with ICMJE-Recommendations for the Conduct, Reporting, Editing, and Publication of Scholarly Work in Medical Journals (updated in December 2017 - <http://www.icmje.org/icmje-recommendations.pdf>). Authors are required to prepare manuscripts in accordance with the CONSORT guidelines for randomized research studies, STROBE guidelines for observational original research studies, STARD guidelines for studies on diagnostic accuracy, PRISMA guidelines for systematic reviews and meta-analysis, ARRIVE guidelines for experimental animal studies, and TREND guidelines for non-randomized public behavior.

Manuscripts can only be submitted through the journal's online manuscript submission and evaluation system, available at www.eajm.org. Manuscripts submitted via any other medium will not be evaluated.

Manuscripts submitted to the journal will first go through a technical evaluation process where the editorial office staff will ensure that the manuscript has been prepared and submitted in accordance with the journal's guidelines. Submissions that do not conform to the journal's guidelines will be returned to the submitting author with technical correction requests.

Authors are required to submit the following:

- Copyright Transfer Form,
- Author Contributions Form, and
- ICMJE Potential Conflict of Interest Disclosure Form (should be filled in by all contributing authors)

during the initial submission. These forms are available for download at www.eajm.org.

Preparation of the Manuscript

Title page: A separate title page should be submitted with all submissions and this page should include:

- The full title of the manuscript as well as a short title (running head) of no more than 50 characters,



The Eurasian Journal of Medicine

Official Journal of Ataturk University School of Medicine

- Name(s), affiliations, and highest academic degree(s) of the author(s),
- Grant information and detailed information on the other sources of support,
- Name, address, telephone (including the mobile phone number) and fax numbers, and email address of the corresponding author,
- Acknowledgment of the individuals who contributed to the preparation of the manuscript but who do not fulfill the authorship criteria.

Abstract: An abstract should be submitted with all submissions except for Letters to the Editor. The abstract of Original Articles should be structured with subheadings (Objective, Materials and Methods, Results, and Conclusion). Please check Table 1 below for word count specifications.

Keywords: Each submission must be accompanied by a minimum of three to a maximum of six keywords for subject indexing at the end of the abstract. The keywords should be listed in full without abbreviations. The keywords should be selected from the National Library of Medicine, Medical Subject Headings database (<https://www.nlm.nih.gov/mesh/MBrowser.html>).

Manuscript Types

Original Articles: This is the most important type of article since it provides new information based on original research. The main text of original articles should be structured with Introduction, Materials and Methods, Results, and Discussion subheadings. Please check Table 1 for the limitations for Original Articles.

Statistical analysis to support conclusions is usually necessary. Statistical analyses must be conducted in accordance with international statistical reporting standards (Altman DG, Gore SM, Gardner MJ, Pocock SJ. Statistical guidelines for contributors to medical journals. *Br Med J* 1983; 7; 1489-93). Information on statistical analyses should be provided with a separate subheading under the Materials

and Methods section and the statistical software that was used during the process must be specified.

Units should be prepared in accordance with the International System of Units (SI).

Editorial Comments: Editorial comments aim to provide a brief critical commentary by reviewers with expertise or with high reputation in the topic of the research article published in the journal. Authors are selected and invited by the journal to provide such comments. Abstract, Keywords, and Tables, Figures, Images, and other media are not included.

Review Articles: Reviews prepared by authors who have extensive knowledge on a particular field and whose scientific background has been translated into a high volume of publications with a high citation potential are welcomed. These authors may even be invited by the journal. Reviews should describe, discuss, and evaluate the current level of knowledge of a topic in clinical practice and should guide future studies. The main text should contain Introduction, Clinical and Research Consequences, and Conclusion sections. Please check Table 1 for the limitations for Review Articles.

Case Reports: There is limited space for case reports in the journal and reports on rare cases or conditions that constitute challenges in diagnosis and treatment, those offering new therapies or revealing knowledge not included in the literature, and interesting and educative case reports are accepted for publication. The text should include Introduction, Case Report, and Discussion subheadings. Please check Table 1 for the limitations for Case Reports.

Letters to the Editor: This type of manuscript discusses important parts, overlooked aspects, or lacking parts of a previously published article. Articles on subjects within the scope of the journal that might attract the readers' attention, particularly educative cases, may also be submitted in the form of a "Letter to the Editor." Readers can also present their

Table 1. Limitations for each manuscript type

Type of manuscript	Word limit	Abstract word limit	Reference limit	Table limit	Figure limit
Original Article	3500	250 (Structured)	30	6	7 or total of 15 images
Review Article	5000	250	50	6	10 or total of 20 images
Case Report	1000	200	15	No tables	10 or total of 20 images
Image of Interest	250	No abstract	2	No tables	2 or total of 4 images
Letter to the Editor	500	No abstract	5	No tables	No media



The Eurasian Journal of Medicine

Official Journal of Atatürk University School of Medicine

comments on the published manuscripts in the form of a “Letter to the Editor.” Abstract, Keywords, and Tables, Figures, Images, and other media should not be included. The text should be unstructured. The manuscript that is being commented on must be properly cited within this manuscript.

Images of Interest: Our image section consists of a case report of 250 words, a few instructional points, a maximum of two figures, and two references. We do ask that authors indicate that they have obtained patient consent if applicable. Image submissions should also include a title page, keywords and references. No additional legend subtitles for figures are necessary.

Tables

Tables should be included in the main document, presented after the reference list, and they should be numbered consecutively in the order they are referred to within the main text. A descriptive title must be placed above the tables. Abbreviations used in the tables should be defined below the tables by footnotes (even if they are defined within the main text). Tables should be created using the “insert table” command of the word processing software and they should be arranged clearly to provide easy reading. Data presented in the tables should not be a repetition of the data presented within the main text but should be supporting the main text.

Figures and Figure Legends

Figures, graphics, and photographs should be submitted as separate files (in TIFF or JPEG format) through the submission system. The files should not be embedded in a Word document or the main document. When there are figure subunits, the subunits should not be merged to form a single image. Each subunit should be submitted separately through the submission system. Images should not be labeled (a, b, c, etc.) to indicate figure subunits. Thick and thin arrows, arrowheads, stars, asterisks, and similar marks can be used on the images to support figure legends. Like the rest of the submission, the figures too should be blind. Any information within the images that may indicate an individual or institution should be blinded. The minimum resolution of each submitted figure should be 300 DPI. To prevent delays in the evaluation process, all submitted figures should be clear in resolution and large in size (minimum dimensions: 100 × 100 mm). Figure legends should be listed at the end of the main document.

All acronyms and abbreviations used in the manuscript should be defined at first use, both in the abstract and in the main text. The abbreviation should be provided in parentheses following the definition.

When a drug, product, hardware, or software program is mentioned within the main text, product information, including the name of the

product, the producer of the product, and city and the country of the company (including the state if in USA), should be provided in parentheses in the following format: “Discovery St PET/CT scanner (General Electric, Milwaukee, WI, USA)”

All references, tables, and figures should be referred to within the main text, and they should be numbered consecutively in the order they are referred to within the main text.

Limitations, drawbacks, and the shortcomings of original articles should be mentioned in the Discussion section before the conclusion paragraph.

DIGITAL IMAGE GUIDE

The Eurasian J Med requires that all digital artwork be prepared according to professional standards. Digital files must meet the Journal requirements to be accepted for publication.

Files that do not meet the guidelines will be rejected. Please refer to the instructions below when preparing images for publication.

A. Image Preparation Checklist. To verify that you have fulfilled the requirements for electronic image preparation, use the following checklist. Each category is expanded below the checklist (Table 3).

- Black-and-white images are saved in grayscale mode (not black and white).
- Photographic images are saved in RGB color mode (not CMYK or indexed color).
- Files are submitted in native TIFF or EPS and are not embedded in another program such as Microsoft Word, PowerPoint, or Excel.
- Charts or illustrations created in Microsoft Office (Word, PowerPoint, Excel) are submitted in native format and do not include embedded images.
- Charts created in SPSS, SigmaPlot or ChemDraw are submitted as EPS images.
- All graphics are sized to 100% of their print dimensions so that no scaling is necessary (3.2” wide for 1-column figures and 6.4” wide for 2-column figures).
- Images have been scanned according to our scanning guidelines.
- Files are named using our recommended naming conventions.

B. Color: When preparing digital images for publication, it is important to scan and save the electronic files in the correct color space.

I. Photographic images. Images such as photographs, angiograms, echocardiograms, etc., should be scanned and saved in RGB color mode, even if the images will be printed in grayscale. (The journal compositors will convert these images to their final grayscale or CMYK color modes.) Note: Printing in color is expensive and is not



The Eurasian Journal of Medicine

Official Journal of Atatürk University School of Medicine

always necessary. Please inform the Journal editors if an image requires color for clarity.

2. Line art. Black-and-white images, including line drawings, charts, graphs, and ECG and EEG tracings, should be scanned and saved in gray-scale mode (not black-and white or color). (For charts created in SPSS, refer to Section C.2 on creating EPS file formats. For charts and graphs created in Microsoft Office, refer to Section C.3.)

3. Avoid ICC Profiles. Images should not contain any ICC profiles.

C. File Format. Submit only TIFF or EPS for electronic images. See instructions for submitting artwork that was created in Microsoft Office programs (Word, PowerPoint, Excel).

1. TIFF (Tagged Image File Format). TIFF is recommended for photographic images. When preparing TIFF images, be sure to refer to our scanning guidelines for the proper resolution. Note: The Journal accepts TIFF images that are saved with LZW compression; choosing this option will result in smaller files. In most software programs, a TIFF is made by choosing File/Save as... or Export/TIFF or TIF. For more information, consult the Help menu of your software.

2. EPS (Encapsulated Postscript). EPS is recommended for line art, charts, and illustrations that are created using professional drawing programs such as Adobe Illustrator, SPSS, ChemDraw, CorelDraw, Sigma-Plot, etc. When submitting EPS files for publication, be sure to use the following guidelines:

- Convert text to outlines or include/embed fonts. Use only Journal-approved fonts.
- Flatten any layers.
- Use line weights greater than 0.5 points.
- Include an 8-bit preview/header at a resolution of 72 dpi.
- Save color images in RGB color mode.

In most drawing programs, an EPS file is made by choosing File/Save as ... or Export/EPS. For more information, consult the Help menu of your software.

3. Microsoft Office (Word, Excel, PowerPoint). Charts and illustrations created in any Microsoft Office programs are accepted. Do not submit Microsoft Office files that contain embedded images. When creating charts and illustrations, use the following guidelines:

- Work in black and white, not color.
- Do not use patterns for fill color; use black, white, and shades of gray.
- Avoid 3-dimensional charts.
- Use only Journal-approved fonts.
- Use line weights greater than 0.5 points.

- Submit the grouped image so that the Journal compositors can access the datasheet.

4. AVOID THE FOLLOWING:

- Submitting graphics that are downloaded or saved from Web pages. The resolution will be too low, regardless of how the image looks on screen.
- Submitting GIF files. GIF files are never appropriate for publication. Scanning preprinted photographs (already published halftones). The printing process introduces distortion into the photograph that will transfer to the scan.
- Generating TIFFs within the Microsoft Office Document Scanning Program. This proprietary program changes the image formatting in such a way that the image cannot be opened in our image evaluation program.

D. Resolution and Scanning

1. Images must be scanned at the proper resolution to ensure print quality. Use the following guidelines to select the correct scanning resolution. Images that are scanned at lower resolutions will be rejected.

- Photographic images without text or arrows: 300 dpi/ppi
- Photographic images with text or arrows: 600 dpi/ppi
- Black-and-white line art: 1200 dpi/ppi
- a. Scanning photographic images without text or arrows
 - Scan in RGB mode.
 - Scan at 300 dpi/ppi.
 - Select a target width of 7.5 cm for 1-column figures and 15.5 cm for 2-column figures.
 - Crop images tightly; do not scan the margins.
 - Use the Eurasian J Med naming convention; save as a TIFF and apply LZW compression.
- b. Scanning photographic images with text or arrows
 - Scan in RGB mode.
 - Scan at 600 dpi/ppi (even if text or labels will be added after the image is scanned).
 - Select a target width of 7.5 cm for 1-column figures or 15.5 cm for 2-column figures.
 - Crop images tightly; do not scan the margins.
 - If adding labels, use an approved font. If the labels are pixelated, you may be asked for an unlabeled version.
 - Use the Eurasian J Med naming convention; save as a TIFF and apply LZW compression.
- c. Scanning black-and-white line art
 - Scan in grayscale mode.
 - Scan at 1200 dpi/ppi.
 - Select a target width of 7.5 cm for 1-column figures and 15.5 cm for 2-column figures.



The Eurasian Journal of Medicine

Official Journal of Atatürk University School of Medicine

- Images should be tightly cropped; do not scan the margins.
- If adding labels, use an approved font. If the labels are pixelated, you may be asked for an unlabeled version.
- Use the Eurasian J Med naming convention; save as a TIFF and apply LZW compression.

2. Scanning originals that are smaller than the target width

- Choose the correct color space for the photographic image or line art.
- Determine the correct resolution. If an image has a width smaller than the target width, it is necessary to compensate by increasing the scanning resolution. To increase the resolution, divide the actual width by the target width (either 7.5 cm or 15.5 cm). Multiply the answer by the target dpi and round up to the nearest hundred. The result will determine the scanning dpi. Use the following example: If an image is 2.4" wide and needs to be 300 dpi/ppi at 3" wide, then $3 \div 2.4 = 1.25$. $1.25 \times 300 = 375$, and round up to 400. Thus, if the 2.4" image is scanned at 400 dpi/ppi, the Journal can properly convert the image to be 3" wide at 300 dpi.
- Use the Eurasian J Med naming convention and save.

E. Naming Files

1. Naming convention. Please use the following naming convention for electronic images:

Author last name + figure number.file format
For example: Okur1.eps or Okur1A.tif

2. Revising images. Any time that you revise an image and resubmit it to the Journal, you need to add a version number to ensure that the image will be re-evaluated.


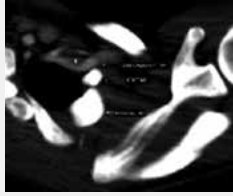
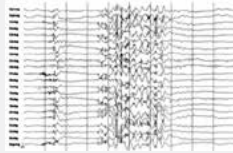
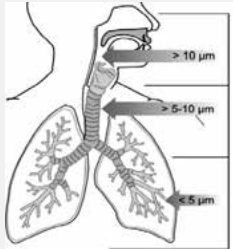
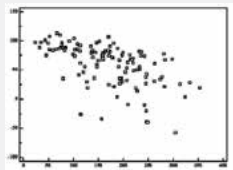
For example: Smith1.eps would be saved the next time as Smith1_v2.eps

Note: Always allow the software program to add the file format extension. Files that do not contain an extension will be rejected. To change a file format extension, you must use a software program; renaming a file extension does not properly convert a file. For example, simply renaming the JPG extension as TIFF does not convert the file to a TIFF image. Opening a JPG file in Photoshop (or in a comparable software program) and saving as a TIFF does properly convert the file.

Note: You can safely change the author last name + figure number (i.e., anything before the "dot-file format" portion) by using the Rename command.

F. Approved Fonts. Please use one of the following fonts for text in labels, graphs, and charts:

A-VIII

Type	Example	Format/Color Mode/Resolution
Photographic images without text or arrows		TIFF/RBG/300 dpi-ppi
Photographic images with text or arrows		TIFF/RBG/600 dpi-ppi
Black-and-white line art		TIFF/Grayscale/1200 dpi-ppi
Black-and-white line art from a professional drawing program such as Adobe Illustrator		EPS/Grayscale/ NA
Black-and-white chart or graph from Microsoft Office program		PPT or XLS/NA (Use blacks, whites and shades of gray,)/NA

- Adobe Garamond
- Arial
- Helvetica
- Symbol
- Times New Roman
- Univers LT

G. Labels

1. Do not place figure labels (A, B, C, etc.) on the digital images; include the letter in the figure file name (for example, Smith2B.tif).



The Eurasian Journal of Medicine

Official Journal of Atatürk University School of Medicine

2. If images are part of an A, B, C series, scan and submit each image separately.

H. How to Submit Images. To submit digital artwork, refer to the information in the Manuscript Submission section.

References

While citing publications, preference should be given to the latest, most up-to-date publications. If an ahead-of-print publication is cited, the DOI number should be provided. Authors are responsible for the accuracy of references. Journal titles should be abbreviated in accordance with the journal abbreviations in Index Medicus/ MEDLINE/PubMed. When there are six or fewer authors, all authors should be listed. If there are seven or more authors, the first three authors should be listed followed by "et al." In the main text of the manuscript, references should be cited using Arabic numbers in parentheses. The reference styles for different types of publications are presented in the following examples.

Journal Article: Ahn SS, Kim YJ, Hur J, et al. Preparing first-year radiology residents and assessing their readiness for on-call responsibilities: results over 5 years. *AJR Am J Roentgenol* 2009; 192: 539-44.

Book Section: Suh KN, Keystone JS. Malaria and babesiosis. Gorbach SL, Barlett JG, Blacklow NR, editors. *Infectious Diseases*. Philadelphia: Lippincott Williams; 2004.p.2290-308.

Books with a Single Author: Sweetman SC. *Martindale the Complete Drug Reference*. 34th ed. London: Pharmaceutical Press; 2005.

Editor(s) as Author: Huizing EH, de Groot JAM, editors. *Functional reconstructive nasal surgery*. Stuttgart-New York: Thieme; 2003.

Conference Proceedings: Bengjsson S. Sothemin BG. Enforcement of data protection, privacy and security in medical informatics. In: Lun KC, Degoulet P, Piemme TE, Rienhoff O, editors. *MEDINFO 92. Proceedings of the 7th World Congress on Medical Informatics*; 1992 Sept 6-10; Geneva, Switzerland. Amsterdam: North-Holland; 1992. pp.1561-5.

Scientific or Technical Report: Cusick M, Chew EY, Hoogwerf B, Agrón E, Wu L, Lindley A, et al. Early Treatment Diabetic Retinopathy Study Research Group. Risk factors for renal replacement therapy in the Early Treatment Diabetic Retinopathy Study (ETDRS), Early Treatment Diabetic Retinopathy Study Kidney Int. 2004. Report No: 26.

Thesis: Yılmaz B. Ankara Üniversitesi'ndeki Öğrencilerin Beslenme Durumları, Fiziksel Aktiviteleri ve Beden Kitle İndeksleri Kan Lipidleri Arasındaki İlişkiler. H.Ü. Sağlık Bilimleri Enstitüsü, Doktora Tezi. 2007.

Manuscripts Accepted for Publication, Not Published Yet: Slots J. The microflora of black stain on human primary teeth. *Scand J Dent Res*. 1974.

Epub Ahead of Print Articles: Cai L, Yeh BM, Westphalen AC, Roberts JP, Wang ZJ. Adult living donor liver imaging. *Diagn Interv Radiol*. 2016 Feb 24. doi: 10.5152/dir.2016.15323. [Epub ahead of print].

Manuscripts Published in Electronic Format: Morse SS. Factors in the emergence of infectious diseases. *Emerg Infect Dis (serial online)* 1995 Jan-Mar (cited 1996 June 5): 1(1): (24 screens). Available from: URL: [http:// www.cdc.gov/ncidod/EID/cid.htm](http://www.cdc.gov/ncidod/EID/cid.htm).

REVISIONS

When submitting a revised version of a paper, the author must submit a detailed "Response to the reviewers" that states point by point how each issue raised by the reviewers has been covered and where it can be found (each reviewer's comment, followed by the author's reply and line numbers where the changes have been made) as well as an annotated copy of the main document. Revised manuscripts must be submitted within 30 days from the date of the decision letter. If the revised version of the manuscript is not submitted within the allocated time, the revision option may be canceled. If the submitting author(s) believe that additional time is required, they should request this extension before the initial 30-day period is over.

Accepted manuscripts are copy-edited for grammar, punctuation, and format. Once the publication process of a manuscript is completed, it is published online on the journal's webpage as an ahead-of-print publication before it is included in its scheduled issue. A PDF proof of the accepted manuscript is sent to the corresponding author and their publication approval is requested within 2 days of their receipt of the proof.

Editor in Chief: Prof. Mecit Kantarcı

Address: Atatürk University School of Medicine, 25240, Erzurum, Turkey

Phone: +90 442 236 09 88

Fax: +90 442 236 09 68

E-mail: eajm@atauni.edu.tr

Publisher: AVES

Address: Büyükdere Cad. 105/9 34394 Mecidiyeköy, Şişli, İstanbul, Turkey

Phone: +90 212 217 17 00

Fax: +90 212 217 22 92

E-mail: info@avesyayincilik.com

www.avesyayincilik.com



The Eurasian Journal of Medicine

Official Journal of Atatürk University School of Medicine

Original Articles

- 1 | Computed Tomography Perfusion Imaging for the Diagnosis of Hepatic Alveolar Echinococcosis
Recep Sade, Mecit Kantarci, Berhan Genc, Hayri Ogul, Betül Gundogdu, Omer Yilmaz
- 6 | Clinical Characteristics Based on the New Criteria of Acute Exacerbation in Patients with Idiopathic Pulmonary Fibrosis
Tomoo Kishaba, Yuichiro Nei, Masashi Momose, Hiroaki Nagano, Shin Yamashiro
- 11 | Can Red Blood Cell Distribution Width be a Potential Marker in the Decision to Perform Tonsillectomy?
Muhammed Sedat Sakat, Korhan Kilic, Ayhan Kars, Mustafa Kara, Mustafa Sitki Gozeler
- 14 | Surgical Management of Aortic Coarctation from Infant to Adult
Ugur Kaya, Abdurrahim Colak, Necip Becit, Munacettin Ceviz, Hikmet Kocak
- 19 | Eighteen Years' Retrospective Review of Colorectal Cancer Cases in Eastern Population
Omer Topdagi, Aysu Timuroglu
- 23 | Evaluating Ossifications of the Nuchal Ligament with Cervical Computed Tomography
Erkan Gokce, Murat Beyhan
- 28 | Investigation of the Relationship between Anterior Knee Pain and Chondromalacia Patellae and Patellofemoral Malalignment
Idil Kurut Aysin, Ayhan Askin, Berna Dirim Mete, Ece Guvendi, Murat Aysin, Hikmet Kocayigit
- 34 | Increased Iron Deficiency and Iron Deficiency Anemia in Children with Zinc Deficiency
Ayse Betul Ergul, Cem Turanoglu, Cigdem Karakukcu, Serap Karaman, Yasemin Altuner Torun
- 38 | Tibial Tuberosity–Trochlear Groove Distance Shows no Change in Patients with or Without Knee Osteoarthritis
Namik Sahin, Teoman Atici, Guven Ozkaya

Case Reports

- 42 | Surgical Management of Concurrent Partial Anomalous Pulmonary Venous Return and Lung Cancer of the Same Lobe
Fatmir Caushi, Arjan Mezini, Danjela Xhemalaj, Besjan Gega, Irma Bani, Hasan Hafizi, Genta Qirjako, Ermira Hysa
- 44 | Nonfatal Systemic Air Embolism: A Grave Complication of Computed Tomography-Guided Percutaneous Transthoracic Needle Biopsy
Melita Kukuljan, Zlatko Kolic, Duje Vukas, David Bonifačić, Kristina Vrbanc
- 47 | Left Supraclavicular Swelling: Sclerosing Perineurioma
Antonio Tancredi, Paolo Graziano, Lucia Di Mitri, Elvira Impagnatiello, Marco Taurchini
- 50 | Concurrent Septal and Right Ventricular Aneurysms Detected on Second Trimester Ultrasound Scan: A Case Report
Esra Ozkavukcu, Anelilib Babaturk, Nuray Haliloglu, Tuncay Yuce, Tayfun Ucar
- 53 | Pustulotic Arthro-Osteitis (Sonozaki Syndrome): A Case Report and Review of Literature
Reyhan Kose, Taskin Senturk, Gokhan Sargin, Songul Cildag, Yasemin Kara
- 56 | Epiploic Appendagitis as a Rare Cause of Acute Abdomen in the Pediatric Population: Report of Three Cases
Mesut Ozturk, Serdar Aslan, Dilek Saglam, Tumay Bekci, Meltem Ceylan Bilgic

Image of Interests

- 59 | Late Presentation of an Unruptured and Calcified Pseudoaneurysm of The Atrioventricular Groove
Ali Ayaon Albarrán, José Antonio Blázquez González, Ulises Ramírez Valdiris, José María Mesa García
- 60 | A Rare Cause and Complication of Acute Gastric Dilatation: Superior Mesenteric Artery Syndrome and Perforation
Mustafa Kemal Demir, Tarik Cevher

Letter to the Editor

- 62 | Unilateral Nasal Obstruction Caused by a Large Nasopharyngeal Cyst
Nurdogan Ata

Erratum

Reviewer List